

# CITY OF FRANKLIN TAX FACTS - 2017

The accompanying tax bill represents the total taxes levied by the various taxing jurisdictions and collected by the City of Franklin. The following table shows information on the distribution of taxes on behalf of those jurisdictions.

Jurisdiction	Tax Levy					Tax Rates			
	(\$ in Millions)		Percent Change	Percent of Total		2017	2016	Amount of Change	Percent Change
	2017	2016		2017	2016				
Franklin School District	33.8	33.4	1.1%			\$11.64	\$12.03	(\$0.40)	-3.3%
Oak Creek-Franklin School District	5.4	5.7	-5.6%			\$8.82	\$9.38	(\$0.56)	-6.0%
Whitnall School District	2.3	2.2	5.5%			\$10.29	\$10.08	\$0.22	2.2%
State School Levy Credit *	-8.0	-7.3	-9.7%			(\$2.08)	(\$1.97)	(\$0.11)	-5.7%
<b>Total Schools</b>	<b>33.5</b>	<b>34.1</b>	<b>-1.6%</b>	<b>38.4%</b>	<b>39.2%</b>				
State of Wisconsin	0.0	0.6	-100.0%	0.0%	0.7%	\$0.00	\$0.17	(\$0.17)	-100.0%
Milwaukee County	19.1	18.5	3.2%	21.8%	21.3%	\$5.10	\$5.13	(\$0.03)	-0.6%
Milwaukee Metro Sewer District	6.5	6.4	2.6%	7.4%	7.3%	\$1.74	\$1.76	(\$0.02)	-1.1%
Milwaukee Area Technical College	4.8	4.6	3.9%	5.4%	5.3%	\$1.27	\$1.27	(\$0.00)	-0.1%
City of Franklin	21.0	20.5	2.5%	24.1%	23.6%	\$5.62	\$5.69	(\$0.08)	-1.3%
City of Franklin TIF Districts **	2.5	2.3	9.0%	2.8%	2.6%	Included proportionally in other rates			
<b>Total Tax Levy</b>	<b>87.4</b>	<b>86.9</b>	<b>0.6%</b>	<b>100.0%</b>	<b>100.0%</b>				

Total Tax Rates After State Credits:	2017	2016	Amount of Change	Percent Change
Franklin School District	23.28	24.09	(\$0.81)	-3.4%
Oak Creek-Franklin School District	20.47	21.44	(\$0.97)	-4.5%
Whitnall School District	21.94	22.13	(\$0.19)	-0.9%

Your tax bill reflects changes in the property tax rates and change in the property assessment.

The City of Franklin had a revaluation in 2017, which raised assessments approximately 4.1% over 2016.

The solid waste collection charge is unchanged at \$106.95.

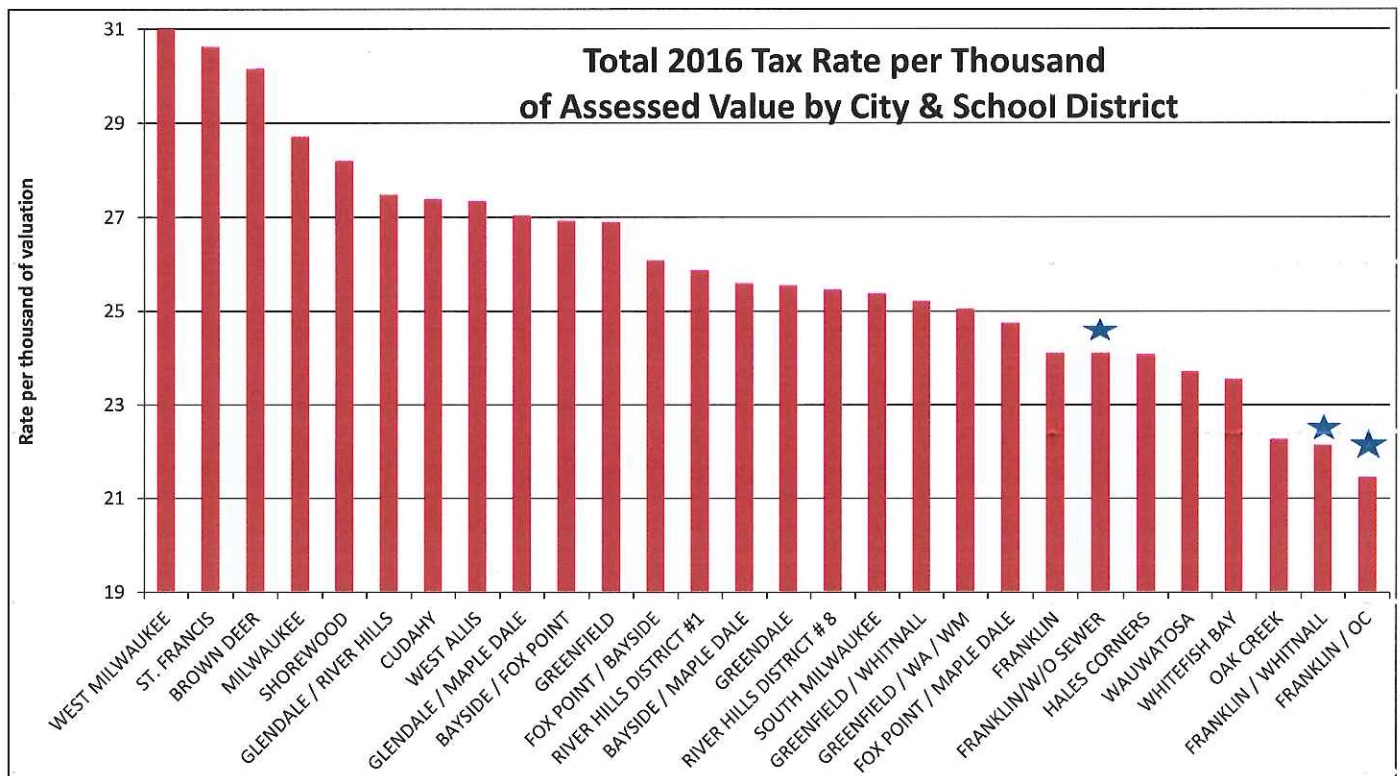
Please direct any concern relative to an increase in property tax levy by a taxing jurisdiction to that respective tax jurisdiction.

Please call Franklin City Hall at 425-7500 if you have questions concerning the data contained in this fact sheet.

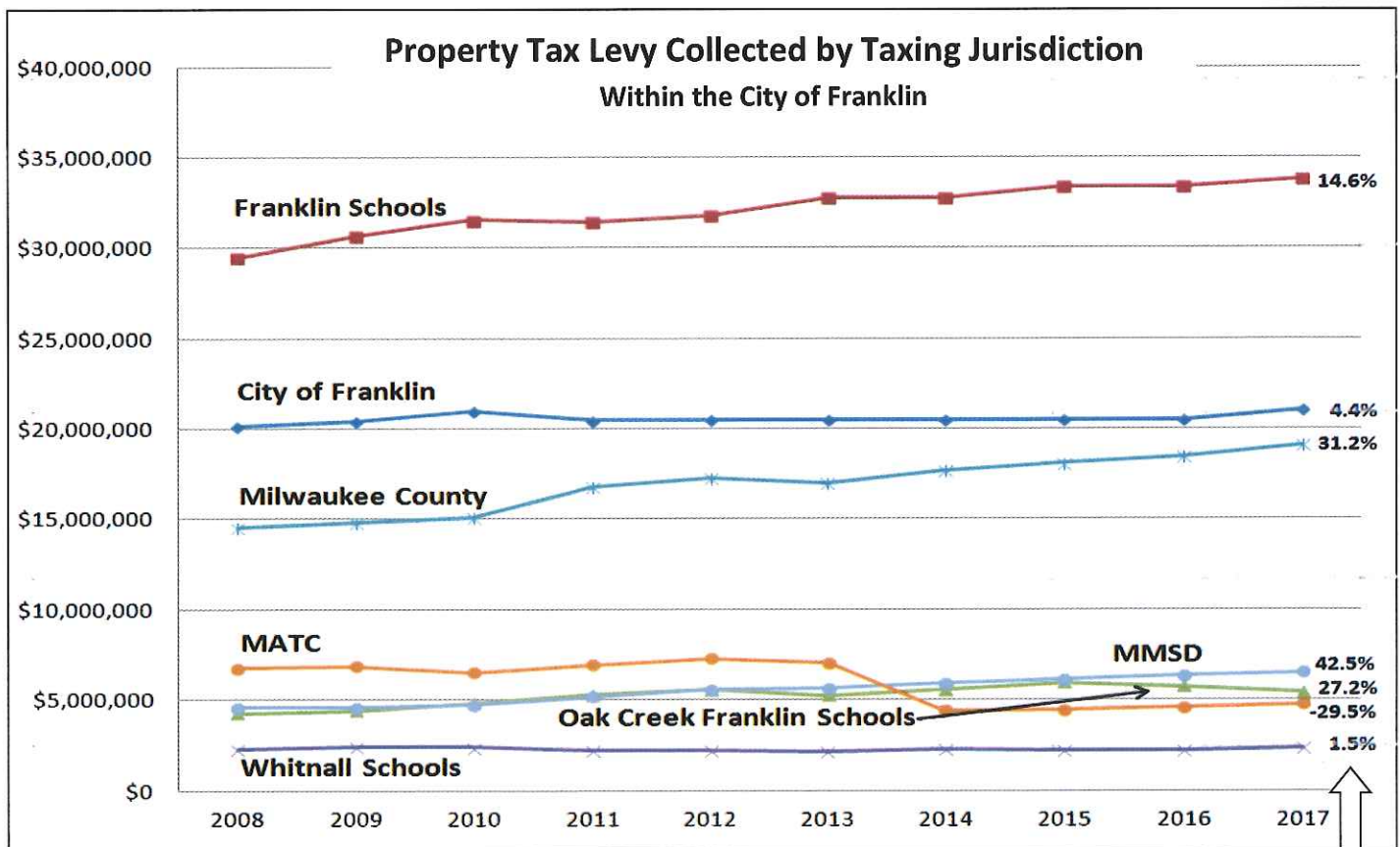
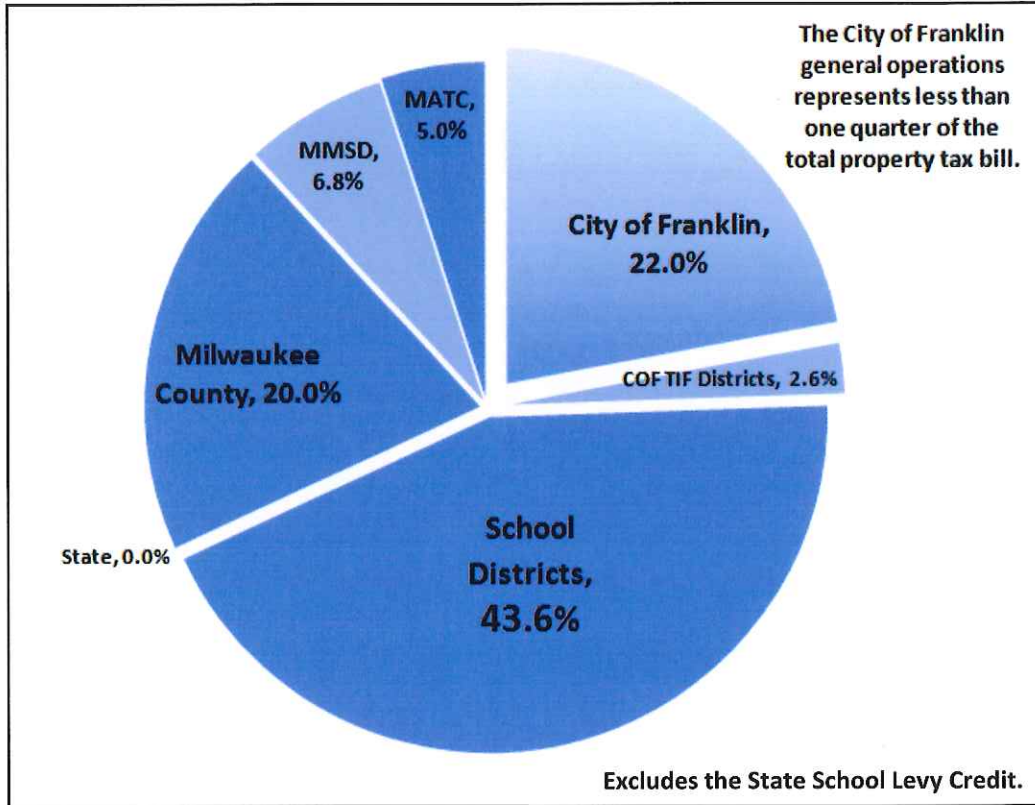
\* The school levy credit reduces the effective school districts' property tax levy.

\*\* Property tax levy is based upon properties built within Tax Incremental Financing Districts.

Total 2016 tax rate by assessed value comparison (latest available) for surrounding Cities and Villages.



**Approximate Distribution of Annual Property Tax Levy  
as Collected by Each Taxing Jurisdiction  
Within the City of Franklin**



**Each Jurisdiction's % increase over the 10-year period.**  
(The Consumer Price Index [CPI-U] increased 13.9%)