

CITY OF FRANKLIN TAX FACTS - 2016

The accompanying tax bill represents the total taxes levied by the various taxing jurisdictions and collected by the City of Franklin. The following table shows information on the distribution of taxes on behalf of those jurisdictions.

Jurisdiction	Tax Levy					Tax Rates			
	(\$ in Millions)		Percent Change	Percent of Total		2016	2015	Amount of Change	Percent Change
	2016	2015		2016	2015				
Franklin School District	33.4	33.4	0.0%			\$12.03	\$13.29	(\$1.26)	-9.5%
Oak Creek-Franklin School District	5.7	5.9	-2.6%			\$9.38	\$10.57	(\$1.19)	-11.2%
Whitnall School District	2.2	2.2	1.1%			\$10.08	\$10.88	(\$0.81)	-7.4%
State School Levy Credit *	-7.3	-7.3	0.0%			(\$1.97)	(\$2.14)	\$0.17	8.1%
Total Schools	34.1	34.2	-0.4%	39.2%	39.3%				
State of Wisconsin	0.6	0.6	3.7%	0.7%	0.7%	\$0.17	\$0.18	(\$0.01)	-6.1%
Milwaukee County	18.5	18.1	2.2%	21.3%	20.8%	\$5.13	\$5.52	(\$0.39)	-7.1%
Milwaukee Metro Sewer District	6.4	6.2	2.5%	7.2%	7.1%	\$1.76	\$1.87	(\$0.11)	-5.9%
Milwaukee Area Technical College	4.6	4.4	3.9%	5.3%	5.1%	\$1.27	\$1.35	(\$0.08)	-5.9%
City of Franklin	20.5	20.5	0.0%	23.6%	23.6%	\$5.69	\$6.26	(\$0.57)	-9.1%
City of Franklin TIF Districts **	2.3	3.0	-24.4%	2.6%	3.4%	Included proportionally in other rates			
Total Tax Levy	86.9	87.0	-0.1%	100.0%	100.0%				

Total Tax Rates After State Credits:	2016	2015	Amount of Change	Percent Change
Franklin School District	24.09	26.33	(\$2.24)	-8.5%
Oak Creek-Franklin School District	21.44	23.61	(\$2.18)	-9.2%
Whitnall School District	22.13	23.92	(\$1.79)	-7.5%

Your tax bill reflects changes in the property tax rates and change in the property assessment.

The City of Franklin had a revaluation in 2016, which raised assessments approximately 9.2% over 2015.

The solid waste collection charge is unchanged at \$106.95

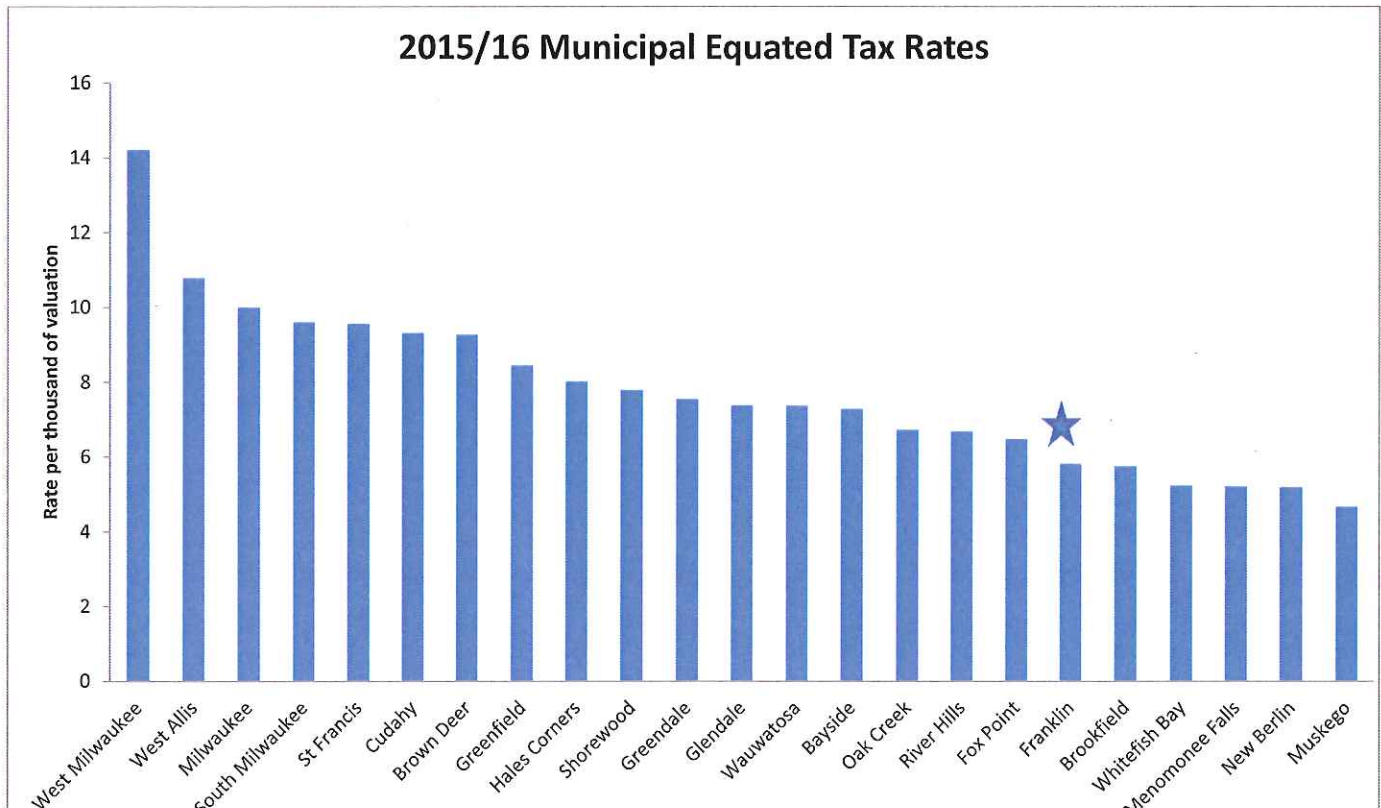
Please direct any concern relative to an increase in property tax levy by a taxing jurisdiction to that respective tax jurisdiction.

Please call Franklin City Hall at 425-7500 if you have questions concerning the data contained in this fact sheet.

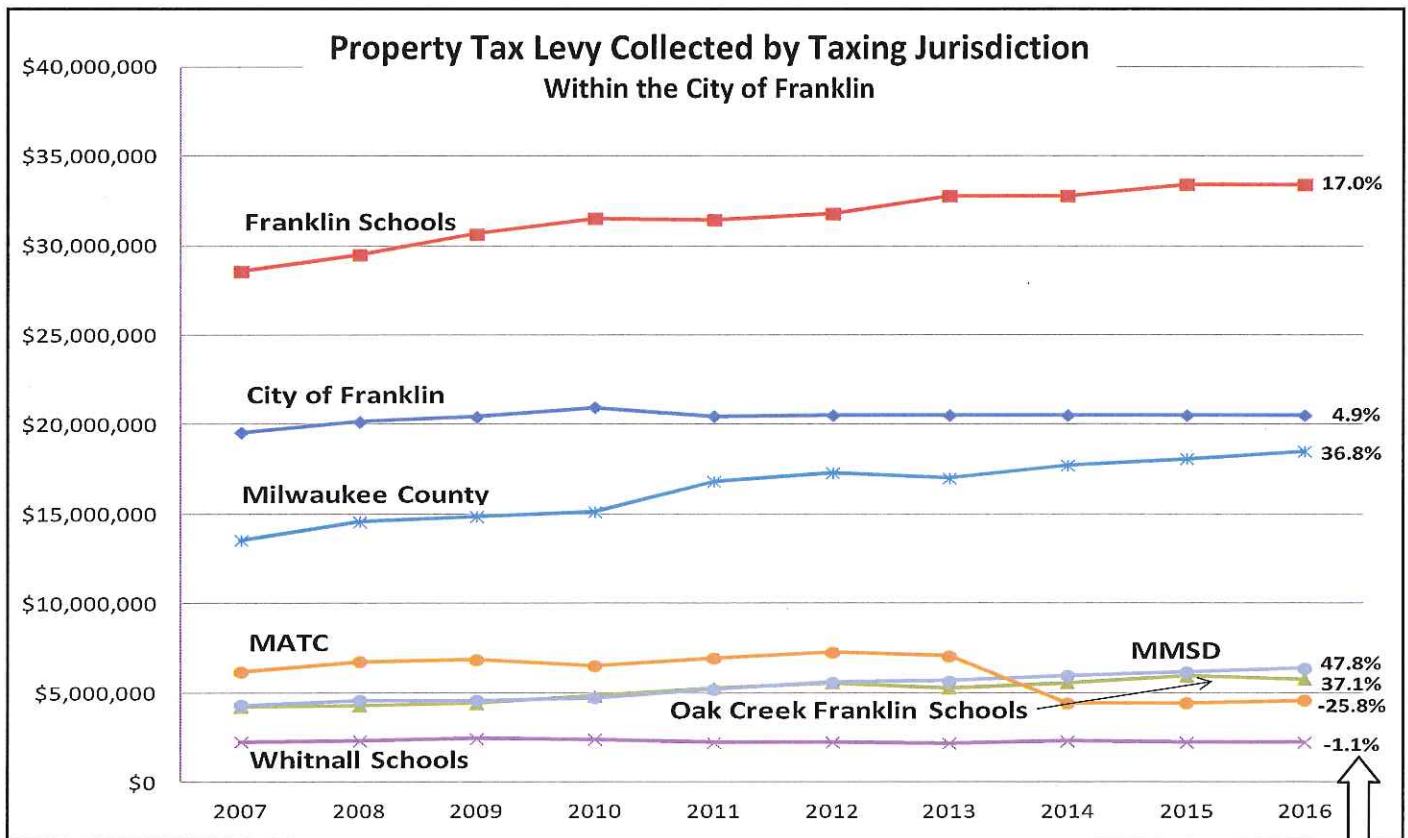
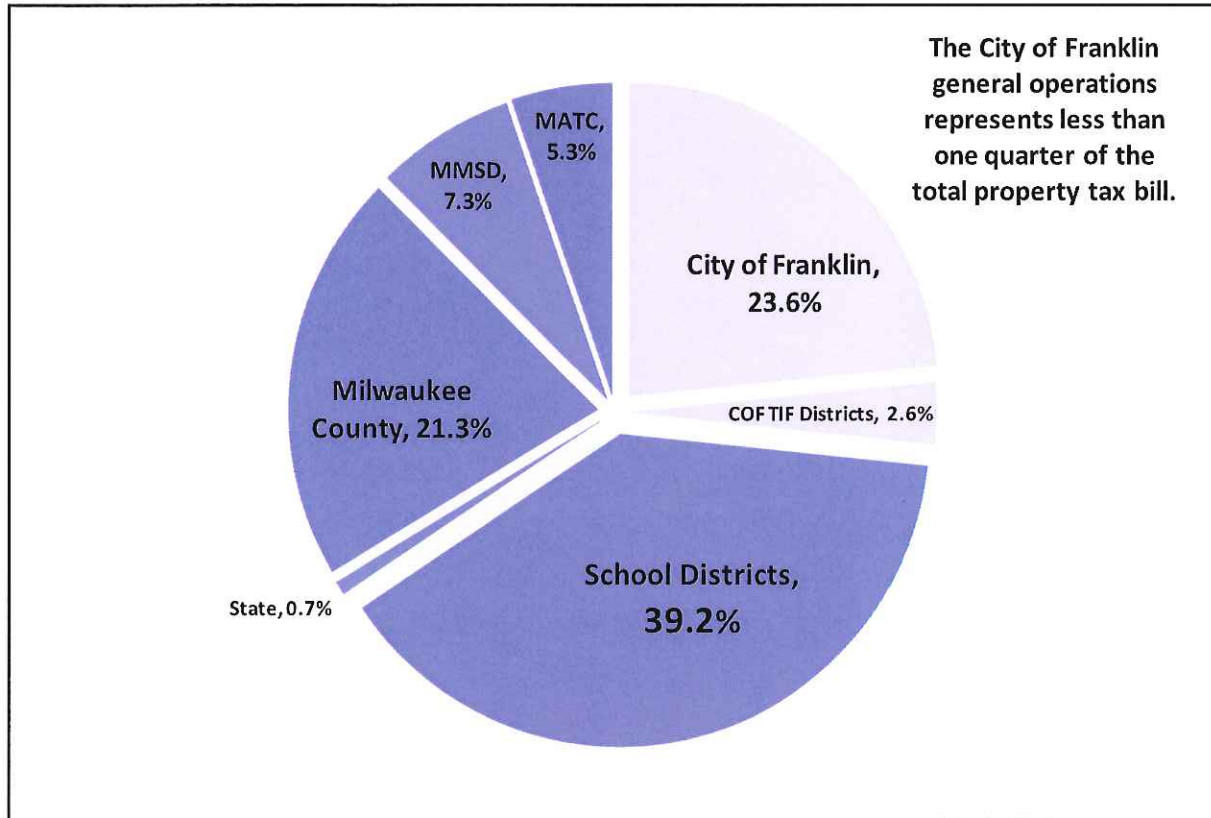
* The school levy credit reduces the effective school districts property tax levy.

** Property tax levy is based upon properties built within Tax Incremental Financing Districts.

Total 2015 tax rate by assessed value comparison (latest available) for surrounding Cities and Villages.



Approximate Distribution of Annual Property Tax Levy as Collected by Each Taxing Jurisdiction Within the City of Franklin



Each Jurisdiction's % increase
over the 10-year period.
(The Consumer Price Index [CPI-U]
increased 16.1%)